



# **SAN DIEGO UNIFIED SCHOOL DISTRICT**

## **SITE EMERGENCY RESPONSE PLAN**

### **Wangenheim Middle School**

**9230 Gold Coast Drive SD, 92126**

**PUBLIC DOCUMENT**

## EMERGENCY STARTUP PROCEDURES

Teachers take attendance and fill out Student Accountability Form (#3) Once complete – give to Situation Analysis

Situation Analysis or IC accounts for all staff on the Staff Accounting/Status Report (Form #4) Once complete – give to Situation Analysis

Incident Commander makes critical staff assignments and allows team leaders to begin critical functions

Search and Rescue, First Aid/Medical and Facility Check & Maintenance begin assessing hazards, needs, damage and injuries. Team leaders report findings to IC

Situation Analysis determines any students or staff who are assigned to the school who are not physically present and complete School-wide Student/Staff Missing or Deceased Persons Log (Form #5)

Search and Rescue Leader coordinates with Situation Analysis to determine if further searches are necessary to locate missing persons. Follow-up may require doublechecking medical and evacuation areas for missing persons

Once the above assessment is complete, copy form #5 and provide one copy to the Reunification Leader. Reunification Leader will obtain all medical logs when the reunification process is started to determine the location of students being requested.

# Table of Contents

<b>Section One – Site Facility Information .....</b>	<b>4</b>
Site Hazard Assessment Summary .....	6
Site Emergency Resource Information .....	7
<b>Section Two – Emergency Procedures .....</b>	<b>9</b>
Persons with Disabilities.....	9
Site Shelter-In-Place Procedure.....	9
Site Lockdown Procedure .....	10

# Section One – Site Facility Information

## Location

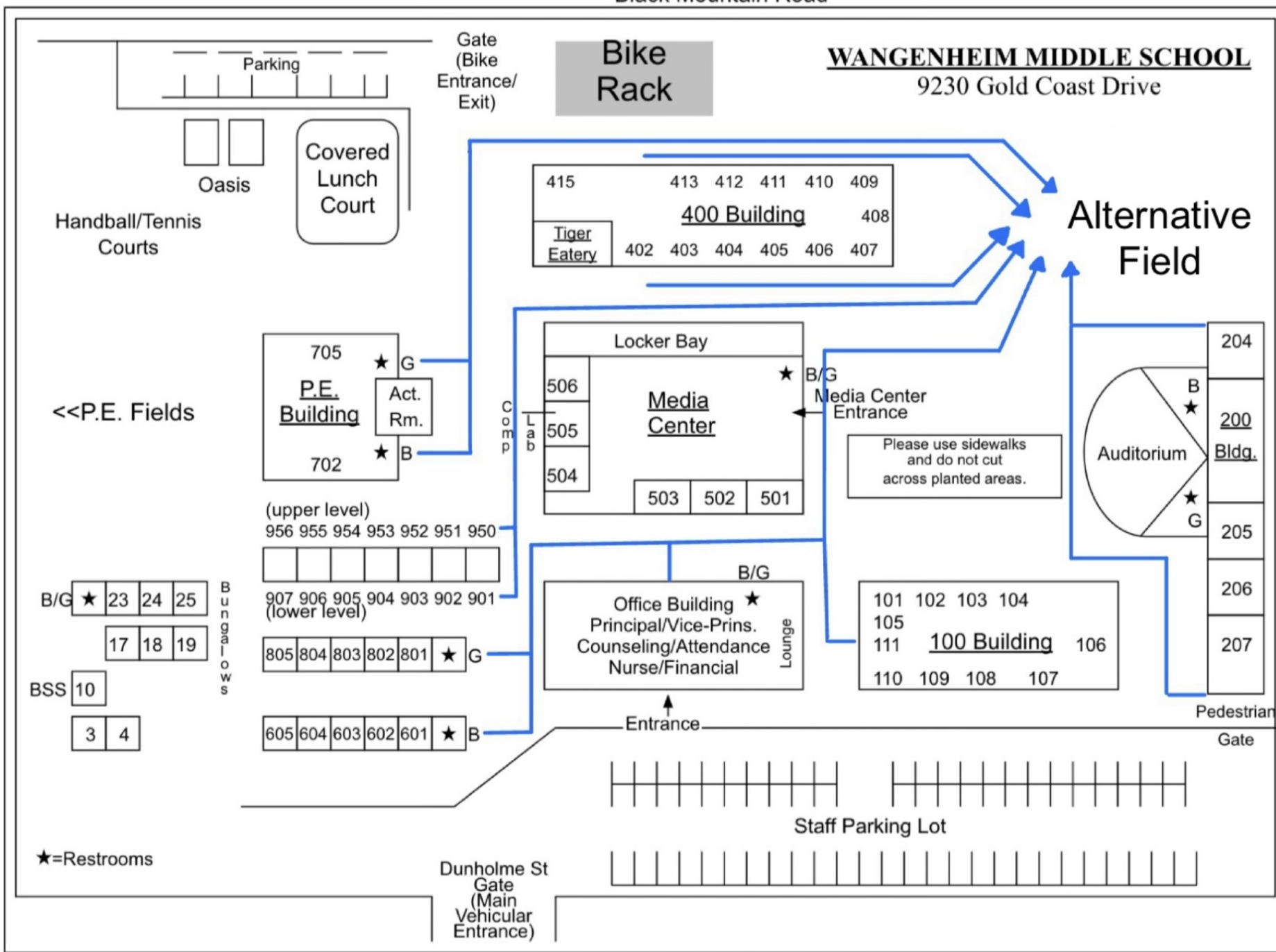
Site Name	Fax	Phone	Address
Wangenheim Middle School	858 578-9481	619 605-2250	9230 Gold Coast Drive SD, 92126

Black Mountain Road

# WANGENHEIM MIDDLE SCHOOL

9230 Gold Coast Drive

GOLD COAST DRIVE

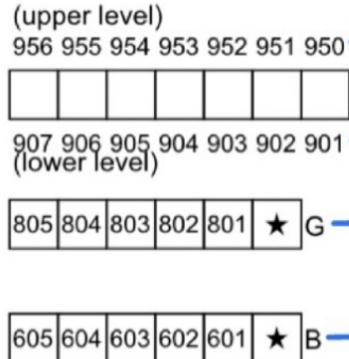
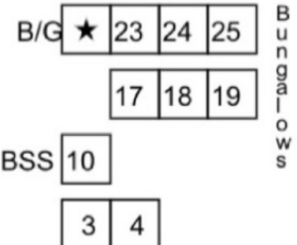
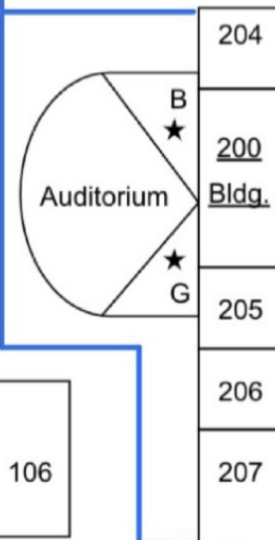
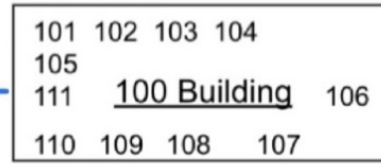
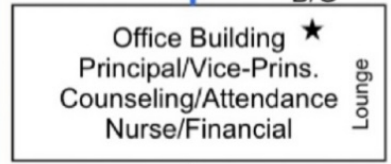
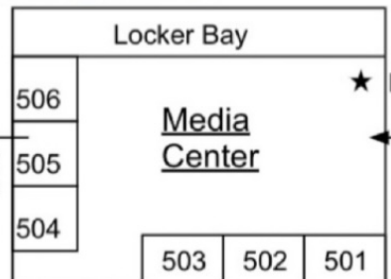
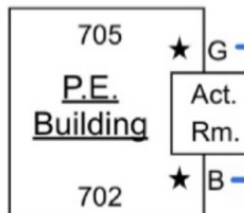
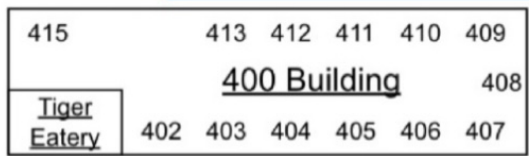


## Bike Rack

# WANGENHEIM MIDDLE SCHOOL

9230 Gold Coast Drive

## Alternative Field



★=Restrooms

Dunholme St Gate (Main Vehicular Entrance)

Westchester Ave.

# Site Hazard Assessment Summary

# Site Emergency Resource Information

## Emergency Disaster Kit

This site maintains 3 kits.

The Emergency Disaster Kit stores necessary resources for a site incident command. This kit should not be confused with the Emergency Response Box, which is carried out of the site to a Public Safety Incident Command Post. School personnel should use the items contained within the kit to manage their incident command. Further assistance can be found in District Emergency Procedure #16. The following equipment and supplies are stored inside the Emergency Disaster Kit:

- Handheld Air Horns – recommend a minimum of five (Site Incident Commander & Chiefs)
- Bull Horn – recommend a minimum of one
- Batteries – recommend a minimum of two sets for bull horn, flashlights, emergency radios and walkie talkies)
- Flashlights – recommend one per Site Incident Command Team member (17) (Search & Rescue Team and First Aid and Medical Team requirements listed separately in Section Five)
- Walkie Talkies – recommend a minimum of five (Site Incident Commander & Chiefs)
- Duct Tape – recommend a minimum of two rolls used for marking blank vests.
- Rosters - recommend a minimum of one set per room sorted by alphabet
- Steno Pads (5x7) – recommend one per Site Incident Command Team member (17)
- Pencils & Pens - recommend one each per Site Incident Command Team member (34)
- Copies of Forms – (See Section Five for all Forms)
- Chalk - recommend twenty-five sticks, red in color
- 3x5 Cards – recommend one hundred
- Department or Classroom Placards
- Medical Team Supplies – see Section Five - Form #4
- Search and Rescue Team Supplies – see Section Five - Form #11
- Vests for Key Personnel – recommend a total of 17 for Site Incident Command Team members (Search & Rescue Team and First Aid & Medical Team requirements listed separately in Section Five)

All Emergency Disaster Kits and their contents are the responsibility of the Site Incident Commander. The Site Incident Commander will conduct annual inspections in October of each year. The responsibility to inspect and replace non-operating equipment and supplies belongs to the site. The responsibility to delegate the transport the Emergency Disaster Kit to an activated Site Command

## Emergency Response Boxes

This site maintains 1 Emergency Response Boxes. One box is for the Site Incident Command Team and one box is for the Public Safety Incident Commander.

The Emergency Response Boxes are a file folder type boxes. The boxes are clearly labeled and contain vital information needed by the Site Incident Command Team and Public Safety Incident Commander (in the event a public safety incident command post is established). Further assistance can be found in District Administrative Procedure 5000. The following information is stored inside each box:

- Current copy of the Site Emergency Response Plan which should include site evacuation procedures, including staging locations. Also included should be an aerial photo including all new structures, electric, gas, water cable, telephone, intrusion and fire alarm shutoffs, classroom numbers, gate openings for vehicles/pedestrians and all fire hydrants that have been added to accommodate these new structures.
- Current map of site or school layout. Map must show all buildings, classroom numbers, and evacuation routes.
- Most current blueprint (architectural drawings).
- Current roster of students and staff assigned to the site, as well as issues pertaining to special needs students. These rosters will be in alphabetical order for staff and students. Student roster must be in alphabetical order, divided by grade level and have emergency contact/release information.
- A list of the site's staff skills including language translation, specialized training, and emergency equipment carried in vehicles.
- If available, current student photos on CD-ROM or most recent year book.
- Telephone numbers listed in numerical order for each classroom/building.

Maintenance of the Emergency Response Boxes and their contents is the responsibility of the Site Incident Commander. The Site Incident Commander will work with School Police Services on conducting an inspection during October of each year. The responsibility to inspect and replace information belongs to the site.



## Section Two – Emergency Procedures

### Persons with Disabilities

In emergencies, persons with disabilities may need special assistance in evacuating to the designated location. Each Site Incident Commander is responsible for pre-identification of persons with disabilities who may need assistance and assigning staff to assist them. Persons with disabilities or other staff who may need special assistance in an evacuation situation are responsible for ensuring that their Department Head is aware of their needs for assistance.

Because of the volume of foot traffic that can be expected through stairways and corridors in a building during an evacuation, there must be an area of rescue assistance established aside from the main flow of foot traffic. Such an area must be clearly marked so disabled individuals know where to go for refuge in a critical time. Proper signage for this area is “**Area of Rescue Assistance.**” Evacuation maps will articulate this information.

### Return to Facility

The Site Incident Commander, in consultation with the Public Safety Incident Commander if necessary, will determine when individuals can return to the facility. In the event that staff or students must be released early, the Site Incident Commander must request approval from the Office of the Superintendent. School Police Services should be advised of this information.

### Site Shelter-In-Place Procedure

Shelter-In-Place generally occurs when evacuating the site is more dangerous than taking shelter inside a building. This generally occurs during natural disasters, severe weather conditions, or health hazards. The following procedure applies to this site. Additional information pertaining to Shelter-in-Place is available in District Emergency Procedure 04.

### Notification

The Site Incident Commander is responsible to notify the Site Incident Command Team when a Shelter-In-Place is necessary. School Police Services, in coordination with the Site Incident Commander is responsible for activating the Shelter-In-Place notification procedures for site-level personnel.

**If the primary emergency notification system fails to activate, the secondary notification method will be handheld air horns found in the Emergency Disaster Kit.**

### Activation & Deactivation

Quickly direct students and staff inside to the nearest room; do a verbal and visual sweep as you get everyone inside. Shut all doors and windows leading into the room, including interior doors. Doors may be opened for late arrivals if the exterior environment is safe. Take student attendance and report missing or extra students or adults to the office by radio, telephone or e-mail. For environmental emergencies, immediately shut off the air conditioning/heating system, try to seal air vents and gaps under doors and around windows. Monitor your local radio, T.V. or e-mail for updates. Remain in Shelter-in-Place until the “All Clear” notification is given.

## **Return to Facility**

The Site Incident Commander, in consultation with the Public Safety Incident Commander if necessary, will determine when individuals can return to the facility. In the event that staff or students must be released early, the Site Incident Commander must request approval from the Office of the Superintendent. School Police Services should be advised of this information.

## **Site Lockdown Procedure**

A lockdown is the act of confining students and personnel in a secured location until an emergency or threat (e.g., police activity) is over. You may be required to lockdown your room or facility when a dangerous person or situation is present on or near the site. Additional information pertaining to Lockdown is available in District Emergency Procedure 09.

## **Notification**

The Site Incident Commander is responsible to notify the Site Incident Command Team when a Lockdown is necessary. School Police Services, in coordination with the Site Incident Commander is responsible for activating the Lockdown notification procedures for site-level personnel.

**If the primary emergency notification system fails to activate, the secondary notification method will be handheld air horns found in the Emergency Disaster Kit.**

## **Activation & Deactivation**

Quickly gather students and personnel to the nearest room; do a verbal and visual sweep as you gather everyone inside. Lock all doors and windows, including any interior doors. Close all window coverings to prevent anyone from seeing inside your room. Keep away from doors and windows, be quiet. Take attendance and quietly radio, telephone, or e-mail information pertaining to missing or extra students or adults to the office. If safe to do so, monitor e-mail for updates. If you hear gunfire or if someone tries to enter your room, have everyone “Duck, Cover, and Hold” under desks. Do not open doors or windows. Remain in lockdown until the “All Clear” notification is given.

## **Return to Facility**

The Site Incident Commander, in consultation with the Public Safety Incident Commander if necessary, will determine when individuals can return to the facility. In the event that staff or students must be released early, the Site Incident Commander must request approval from the Office of the Superintendent. School Police Services should be advised of this information.